



7 Field Regiment
 Royal Australian Artillery
 Association

C/- L. P. Hindmarsh
 5 McRae Place
 Turramurra NSW 2074

9th March 1990

Lieutenant Colonel A. R. Main
 Commanding Officer
 7 Field Regiment RAA
 Warrane Road
WILLOUGHBY NSW 2068

Dear Colonel Main

COLOUR PATCH

I understand that approval has been granted for members of 7 Field Regiment RAA to wear a replica of the 3rd Australian Division Artillery colour patch on the right side of the puggree. I also understand that the approval would result in the patch being worn blue to the front.

To wear a 3rd Division Artillery colour patch in such a fashion would be totally incorrect and would have no significance whatsoever. 1st and 3rd Division Artillery colour patches were worn red to the front and in the ascendancy on each shoulder.

I was at the Australian War Memorial throughout the week ending 2nd March, 1990, and whilst there I discussed the matter with Mr Peter Aitken, Assistant Curator of Military Heraldry. Mr Aitken was adamant that it would be incorrect to wear the patch as approved and unhesitatingly agreed to being quoted as an authority. Mr Aitken went on to say emphatically that Colonel David Chin who developed and recommended the present colour patch policy should also be quoted as an authority. Colonel Chin may be contacted at the Official History Unit, Australian War Memorial, or at the Army Material Branch.

As further evidence of left and right colour patches, I attach the following for your perusal:

1. A chart reproducing the plates of colour patches contained in the Official History. Marketed by the Australian War Memorial.
2. A booklet, one of a series marketed by the Australian War Memorial, which depicts a figure wearing 3rd Divisional Artillery patches, red to the front on each side.


3. 6th Division Artillery colour patches (left and right) presented to the Regimental Association by Brigadier A. G. Hanson, DSO, ED. There is a tableau in the Australian War Memorial depicting a Detachment of the 2/1st Field Regiment; the figures wear these patches red to the front on each side.
4. A photograph showing a service dress jacket embellished with the short-lived 2nd Division Artillery patch 1949/1951, and worn red to the front on both sides.

It would be appreciated if you would retain the above items in your possession and return them to me in due course as they are either my personal property or that of the Regimental Association.

I trust that the above will assist you to have the matter resolved.

In conclusion, I mention that I am an amateur researcher of Military History and have maintained an interest in Australian Military History, Traditions and Customs for many years.

Yours sincerely,



(Major) L. P. Hindmarsh, ED (RL)



AUSTRALIAN ARMY

Telephone

(02) 407 2266

In reply please quote

287-1-1

7th Field Regiment RAA
Warrane Road
WILLOUGHBY NSW 2068

24 March 1990

Mr L.P. Hindmarsh
7th Field Regiment RAA Association
Warrane Road
WILLOUGHBY NSW 2068

Dear Laurie,


1. Thank you for your detailed advice on the wearing of the 3rd Australian Division Artillery colour patch and the supporting evidence which accompanied your letter. My reply has been delayed pending receipt of further information from Army Office and to give me time to examine the issue from both sides of the argument.
2. There is no doubt in my mind that what you say is correct in relation to the wearing of left and right side colour patches. I have now spoken with Colonel Chinn who, although he agrees with what you have said about past practice, told me that he has advised Army Office to retain the current policy.
3. I have enclosed a copy of the latest Minute from Army Office rather than attempting to paraphrase its explanations. The Minute would have been based on the advice given by Colonel Chinn. The only additional point put to me by Colonel Chinn was that the colour patch charts which have now been produced do not explain that the illustrations are for a left side patch. This is a significant point because only those people with experience such as yours would know the traditional position; all others would probably be confused as they would only be aware of the one pattern as depicted by the charts.

4. I believe that the matter is now irreversible. The Army has come too far down the track with the current policy and units, such as 8/12 Mdm Regt, are already wearing the left pattern patch on the right side of the puggaree. My own preference would be to adopt the historically correct practice however I would be in contravention of superior authority if I were to direct that to be done.

5. Your documents and the colour patches will be given to John Balfour to ensure their safe return. I thank you again for your interest and personal efforts.

Your sincerely,

Lick Mei



Department of Defence

ARMY OFFICE
MINUTE PAPER

A87-37649
DEGP 309/90

7 FD REGT (Attn: RSM)

UNIT COLOUR PATCH

A. Various telecons RSM, 7 FD REGT/Mr Mackay, Mat Div.

1. The original authority for the 3 Div Arty colour patch was AIF Order 231 dated 26 Aug 1916. A copy of this Order has been enclosed for your information. The Order illustrates the patch with the "red" above the diagonal running 2 o'clock to 8 o'clock with the blue below. This is an illustration of the left hand colour patch worn on the left shoulder.
2. This arrangement of colours is confirmed by the DOD (AIF) Colour Patch Chart issued in 1918, the Standing Orders for Dress (1935) Colour Patch Plate and the Master General of the Ordnance (MGO) Drawings (1939-45).
3. 7 Fd Regt Association may be referring to a reverse pattern colour patch as worn on the right shoulder. In the period 1915-1950 colour patches with colours divided vertically or diagonally were issued in pairs (left shoulder patch, right shoulder patch) so that the same colour would "lead". There may have been some organisational significance for some patches, eg 5 DIV, for the brigade colours in infantry battalion patches to "lead" and some divisional artilleries preferred red to lead, others blue.
4. However the custom of paired patches produced additional complications in production, apart from, in effect, giving such units TWO colour patches.
5. It is for the reasons that the authorities quoted in para 2 illustrate the 3 Div Arty colour patch pattern as issued by Mat Div, and to eliminate the unnecessary complications of left and right hand patches, that the pattern should be confirmed as issued (ie. as per para 2).

6. Further it should be acknowledged that there is no possibility of the 3 Div Arty patch pattern as issued being confused with any other patch.

L.R. Mackay

L.R. MACKAY
ASO5 CLOTHING
DEGP
J-3-15
Ext 55691

8 Mar 90

AUSTRALIAN IMPERIAL FORCE ORDERS

ORDER 231- DATED 26 AUGUST 1916

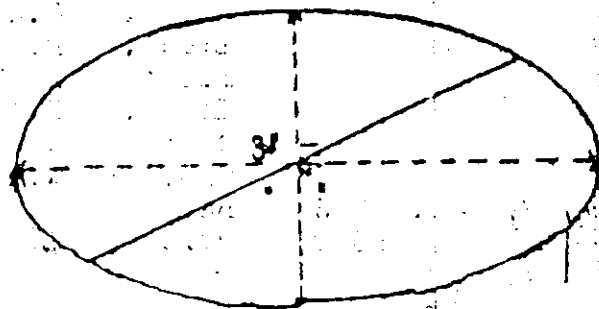
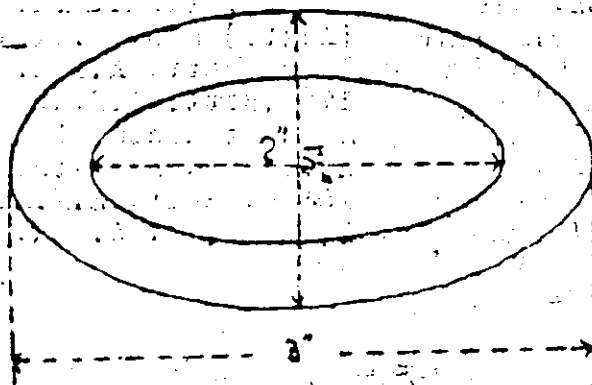
231.- Distinctive Colour Patches

Colour patches of an horizontal elliptical shape, the same colours as authorized for the 1st. Australian Division, have been approved for the 3rd. Aust. Division.

The greatest length of the ellipse will be 3 inches, and width 1 1/2 inches. Details are given hereunder:-

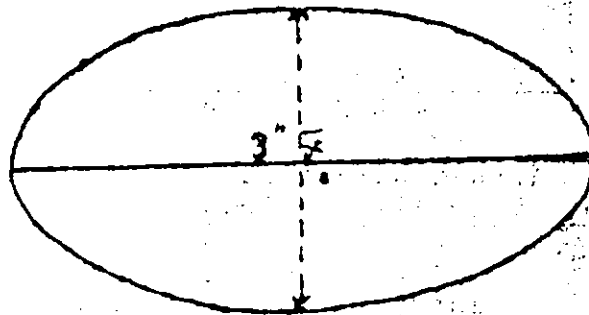
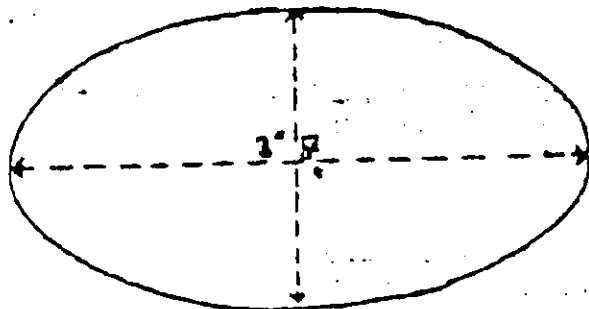
3rd. Div. Headquarters
3rd. Pioneer Battalion

Artillery



Engineers; A.A.M.C;
Inf. Bde.; E. Q. Srg. Coy (see No. 1)

Infantry.
Div. Train.



<u>Unit</u>	<u>Patch</u>
3rd. Aust. Div. Headquarters	White centre on black ground
Artillery	Rear half blue, front half red
Engineers	Purple
<u>Infantry</u>	
<u>9th. Brigade Headquarters</u>	<u>Green</u>
33rd. Battalion	Upper half Black, lower half Green
34th. Battalion	" " Purple, " " "
35th. Battalion	" " Brown, " " "
36th. Battalion	" " White, " " "
<u>10th. Brigade Headquarters</u>	<u>Red</u>
37th. Battalion	Upper half Black, lower half Red
38th. Battalion	" " Purple, " " "
39th. Battalion	" " Brown, " " "
40th. Battalion	" " White, " " "



Royal Australian Artillery Association

(N.S.W.)

Affiliated with the Royal Artillery Association, Woolwich, London

Box 576, G.P.O. Sydney,
N.S.W., 2001
Australia.

21st November, 1990

Major General R.G. Fay, AO, RFD, ED
24 Locksley Street
KILLARA NSW 2071

Russell Lancelot Fay

Further to our discussion on 7th November I am pleased to provide some background to the 7th Field Regiment, RAA colour patch.

7th Field Regiment, RAA was raised on 17th March 1916 as 7th Australian Field Artillery Brigade, AIF and was a unit of the 3rd Australian Division Artillery. The Brigade arrived in France on 31st December, 1916 and served with distinction on the Western Front until the cessation of hostilities.

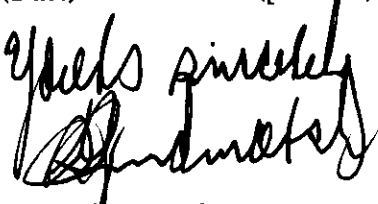
The 7th wore the elliptical colour patch of the 3rd Division Artillery which was red and blue, the red leading. The colour patch was worn on both shoulders so that in order for the red to lead on each shoulder, left and right patches were issued. Note that not all Divisional Artillery patches were worn with the red leading; however red did lead in the case of the 1st and 3rd Divisions.

Colour patches of the Australian Imperial Force in each of the World Wars came to be associated with the feats of arms of the Australian Army and were worn with pride. It was not correct to wear a left shoulder patch on the right. If colour patches are approved for wear on the right side of the Pagri it would be appropriate for them to be worn as originally worn on the right so that this tradition of the service is perpetuated in a manner that is dignified and correct.

I can refer to no better authority than the Curator of Military Heraldry at the Australian War Memorial.

Enclosed is a copy of a small file on this subject. I shall make two comments; the first is that a minute paper from Army Office confirms what I have said above. The second comment is that the decision to issue left shoulder patches was one of expediency and since only one patch is being worn the decision seems difficult to justify.

Please contact me if there is any point that requires clarification, phone
(Bus.) 427 0377 or (private) 449 1169.

A handwritten signature in black ink, appearing to read "Yours sincerely L.P. Hindmarsh". The signature is written in a cursive style with a large initial "L" and "H".

L.P. Hindmarsh
Major, Retired
President